


# Mepilex® Border Ag

**Safetac®**  
TECHNOLOGY



The effective antimicrobial bordered foam dressing with Safetac® technology

- Minimizes pain and trauma at dressing changes<sup>1,2,3</sup>
- Rapid and sustained antimicrobial activity on a broad range of pathogens<sup>5</sup>
- Effective exudate management

## Safetac® technology layer

- Reduces pain and trauma during dressing changes<sup>1</sup>
- Does not adhere to the moist wound bed, only to dry skin<sup>3</sup>
- Seals the wound margins and reduces risk of maceration<sup>4</sup>

## Polyurethane backing film

- Moisture vapor permeable
- Moisture proof
- Bacterial and viral barrier†

## Multi-layered absorbent foam pad

- Compressed foam wicks and absorbs exudate with antimicrobial effect
- The super absorbent layer wicks and retains exudate
- The nonwoven layer spreads and retains fluid

## Powerful silver performance

- Antimicrobial activity within 30 minutes and sustained effect for up to 7 days<sup>5</sup>



Silver starts to work in **30** minutes Sustained release for **7** days

## Safetac® technology. Less pain and less trauma.

Safetac® technology is a proprietary adhesive technology that minimizes pain to patients and trauma to wounds. Safetac® technology is available exclusively on Mölnlycke Health Care dressings, including Mepilex® wound care dressings, Mepitel®, Mepiform® and Mepitac®.

For more information visit [www.molnlycke.us](http://www.molnlycke.us)

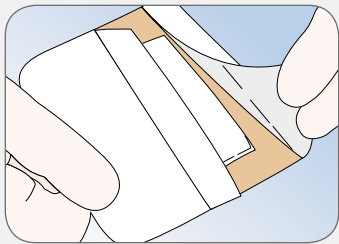


Skin stripping may occur with traditional adhesive

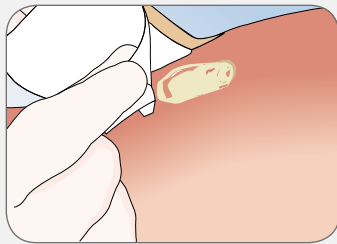


Minimal skin stripping with Safetac® technology

## How to use Mepilex® Border Ag



Clean the wound area. Skin barrier products not necessary. Remove the release film.



Apply the adherent side to the wound. Do not stretch.



## How Mepilex® Border Ag works

Mepilex® Border Ag is an antimicrobial all-in-one foam dressing that effectively absorbs and retains exudate and maintains a moist wound environment. The Safetac® layer seals the wound edges, which prevents the exudate from leaking onto the surrounding skin and minimizes the risk of maceration. The Safetac® layer ensures that the dressing can be changed without damaging the wound or surrounding skin or exposing the patient to additional pain.

Mepilex® Border Ag inactivates wound related pathogens within 30 minutes with sustained effect up to 7 days.<sup>5</sup>

By reducing the number of microorganisms, Mepilex® Border Ag may also reduce odor.

## Benefits of Mepilex® Border Ag

- Minimizes pain and trauma at dressing changes
- Effective, sustained release of silver
- Self-adherent - no secondary fixation required
- Shower proof
- May be used under compression bandages
- Promotes patient comfort during wear
- May remain in place for several days depending on the condition of the wound
- May be lifted and adjusted without losing its adherent properties
- Low potential for skin irritation and allergy

## Areas of use

Mepilex® Border Ag is designed for medium to high exuding wounds such as leg and foot ulcers, pressure ulcers, partial thickness burns, traumatic and surgical wounds, where a moist environment, exudate management, gentle fixation and antimicrobial action is indicated.

## Mepilex® Border Ag Ordering Information†

Product Code	Size	Pcs/box	Pcs/case	HCPCS
395290	3" x 3" (7.5 x 7.5 cm)	5	70	A6212
395390	4" x 4" (10 x 10 cm)	5	50	A6212
395490	6" x 6" (15 x 15 cm)	5	50	A6213
395690	6" x 8" (15 x 20 cm)	5	45	A6213
395890	4" x 8" (10 x 20 cm)	5	35	A6212
395790	4" x 10" (10 x 25 cm)	5	35	A6213
395990	4" x 12" (10 x 30 cm)	5	25	A6213

## Mepilex® Border Sacrum Ag

382090	7.2" x 7.2" (18 x 18 cm)	5	40	A6213
382490	9.2" x 9.2" (23 x 23 cm)	5	25	A6213

† Packaged sterile in single packs

## Precautions

- Do not use on patients with a known sensitivity to silver.
- Do not use Mepilex® Border Ag together with oxidizing agents such as hypochlorite solutions or hydrogen peroxide.

## References:

1. White R. A Multinational survey of the assessment of pain when removing dressings. Wounds UK 2008; Vol 4, No 1.
  2. Dykes PJ et al. Effects of adhesive dressings on the stratum corneum of the skin. J Wound Care 2001; 10(2):7-10.
  3. Dykes PJ. The effect of adhesive dressing edges on cutaneous irritancy and skin barrier function. J Wound Care 2007, 16(3):97-100.
  4. Meaume S et al. A study to compare a new self adherent soft silicone dressing with a self adherent polymer Management, 2003.
  5. External lab report: NAMS A 09C 29253 01/09C 29253 02.
- † Microbes larger than 25 nm

We're here to help you, when you need us.

Call your Mölnlycke Health Care Representative or Regional Clinical Specialist.

1-800-843-8497 | www.molnlycke.us | 5550 Peachtree Parkway, Suite 500, Norcross, GA 30092

